

Contact Tracing App How does it work?

A web app manages contact tracing for Basketball clubs in line with Basketball Ireland guidelines. The app provides verification and tracing in a fast and simple manner.

The player or person coming to the club registers on their own phone. This occurs every time they are coming to the club and takes less than 30 seconds. They **must** answer the COVID questions each time and must register on the day of attendance. No login is required to register.

Because it is a website it works on **any** phone, computer, iPad, etc. that has an internet connection. You Do Not need to Log in to the app and your details will be kept on your Phone for the next time you use the app making it even quicker

The COVID officer(s) then digitally verifies attendance at the club. They login so they can see who has registered. Verifying takes less than a second per person. Multiple people can verify at the same time should larger groups (e.g. juniors) be attending.

Should anyone later require tracing it is easy to search the data to find who was at the club at the designated date and time.

Data Protection

All data is stored for the required period of 21 days on a secure database to assist with COVID contact tracing ONLY, and is not shared with any third parties. The data is automatically deleted after this time period. The database is encrypted at rest. This means that the data is secure even in the unlikely event that the server is breached. You can't see the data without the access keys. Our privacy policy can be found on the registration page, on our website and at:

<https://basketball.oqlist.co.uk/privacy>

Registration Steps for players, officials, and visitors

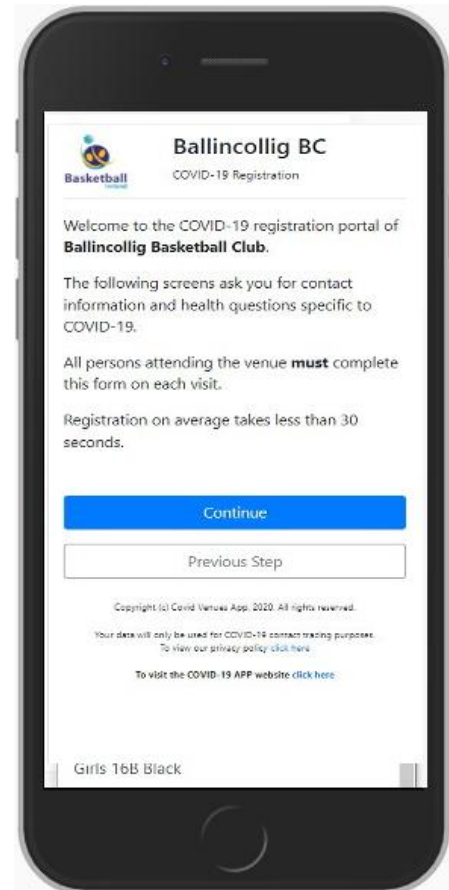
On the day of the game/training, Start by going to the website <https://basketball.oqlist.co.uk/>

Hint: To skip Step 1 you can scan the QR code below using the camera on your phone.

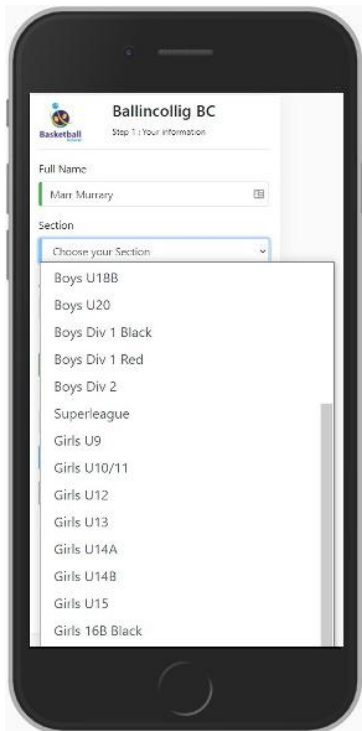
Step 1: Find the club by typing Ballincollig BC and select it from the dropdown.



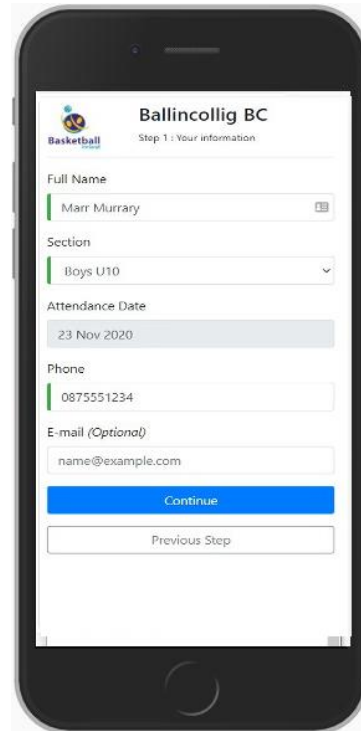
Step 2: Read the text and press continue.



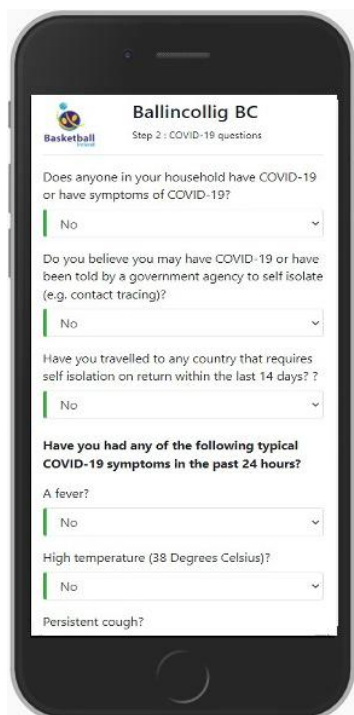
Step 3: Enter your name and select the club section from the list



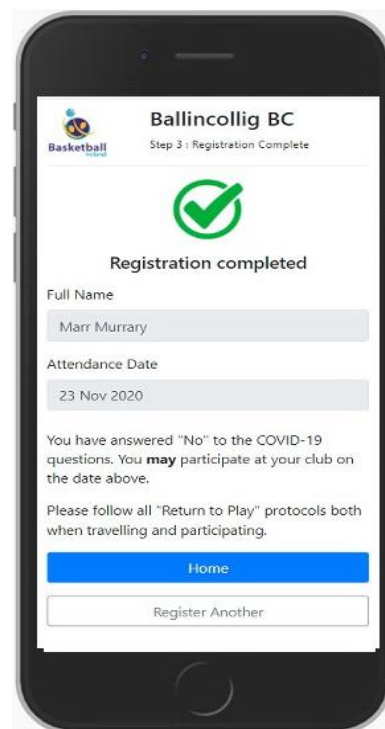
Step 4: Enter Contact details and press continue



Step 5: Answer the COVID Questions and press continue



That's completed! You can register someone else if needed





QR Code for Ballincollig Basketball Club.
Print and Display so anyone can scan with their phone camera



SCAN ME